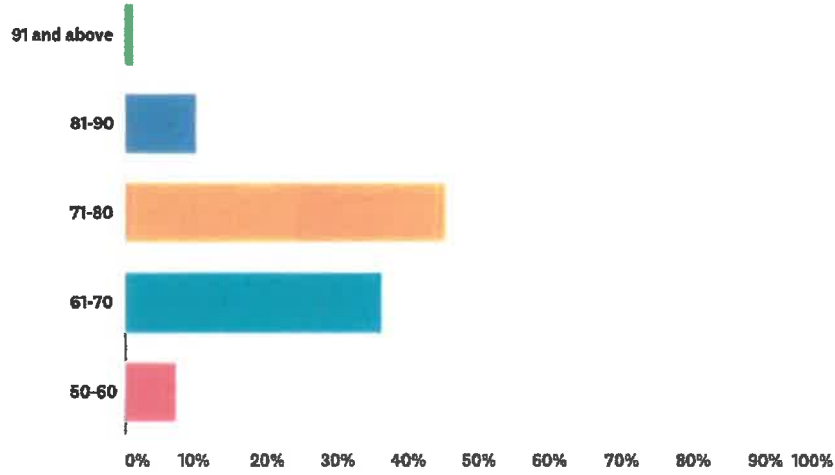


Long Term Planning Survey

Q3 What is your current age in years?

Answered: 1,298 Skipped: 0



ANSWER CHOICES

91 and above

81-90

71-80

61-70

50-60

TOTAL

RESPONSES

1.08%

9.94%

45.38%

36.29%

7.32%

14

129

589

471

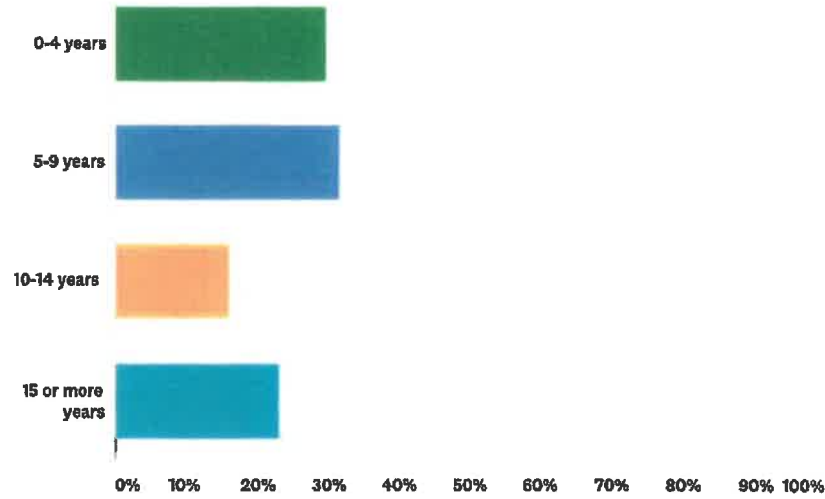
95

1,298

Long Term Planning Survey

Q4 About how long have you had a home in SCC?

Answered: 1,298 Skipped: 0

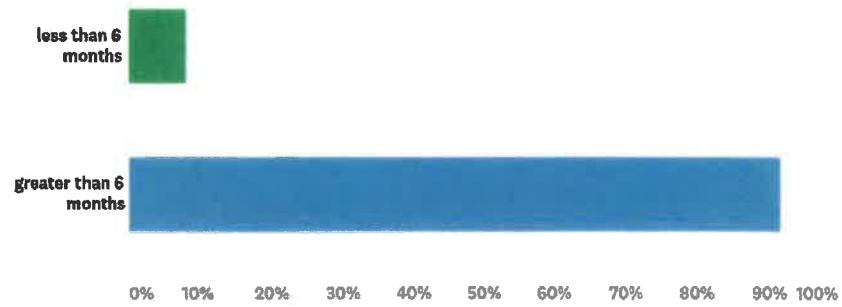


ANSWER CHOICES	RESPONSES	
0-4 years	29.51%	383
5-9 years	31.43%	408
10-14 years	16.10%	209
15 or more years	22.96%	298
TOTAL		1,298

Long Term Planning Survey

Q5 During the past 12 months, about how many months did you live in SCC?

Answered: 1,298 Skipped: 0

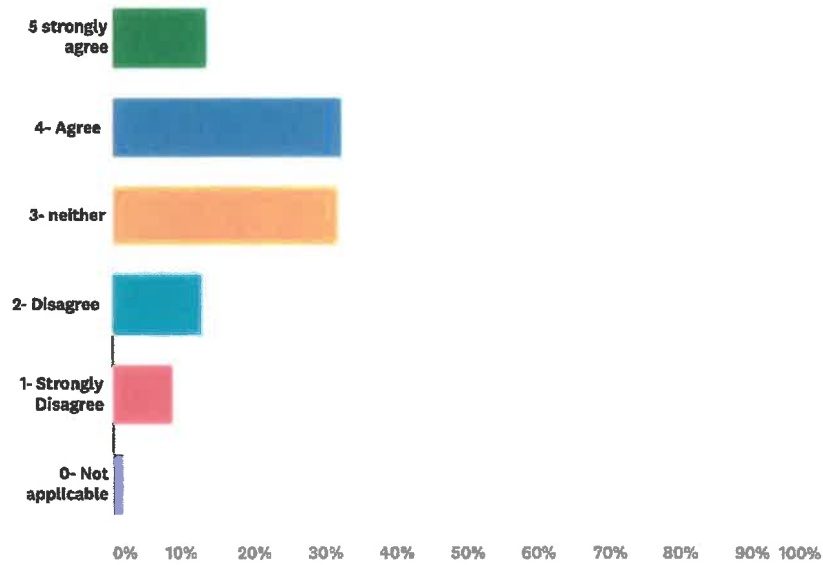


ANSWER CHOICES	RESPONSES	
less than 6 months	8.17%	106
greater than 6 months	91.83%	1,192
TOTAL		1,298

Long Term Planning Survey

Q6 The SCC Community Association would get the most value from the following outdoor improvements: Improved Directional/informational signage around campus

Answered: 1,298 Skipped: 0

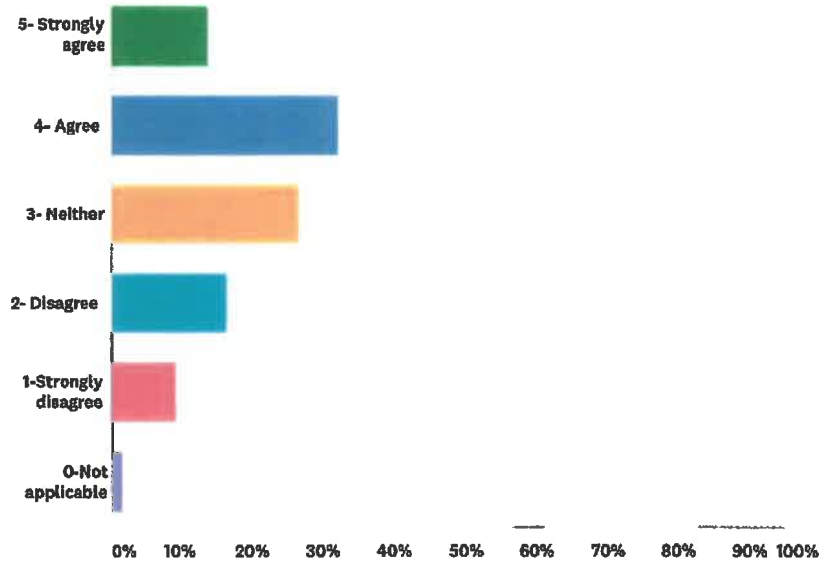


ANSWER CHOICES	RESPONSES	
5 strongly agree	13.33%	173
4- Agree	32.20%	418
3- neither	31.90%	414
2- Disagree	12.48%	162
1- Strongly Disagree	8.63%	112
0- Not applicable	1.46%	19
TOTAL		1,298

Long Term Planning Survey

Q7 The SCC Community Association would get the most value from the following outdoor improvements. Outdoor Exercise areas

Answered: 1,298 Skipped: 0

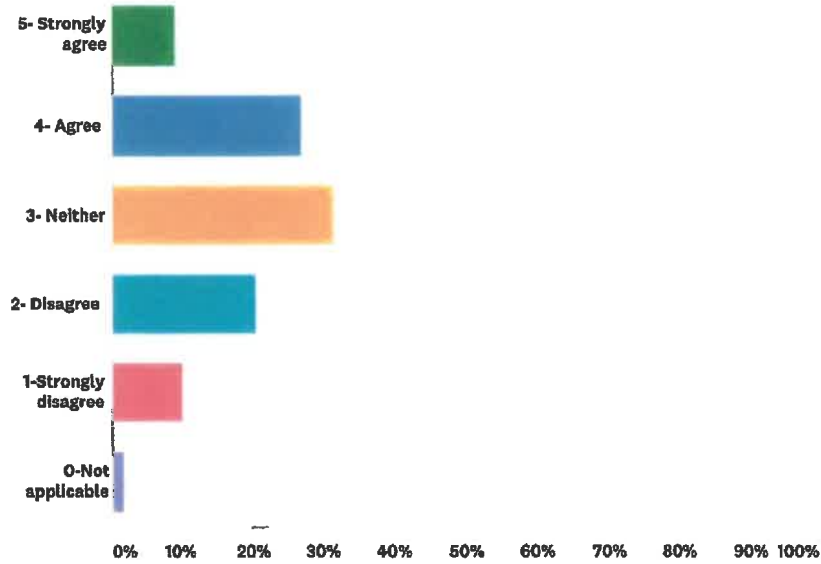


ANSWER CHOICES	RESPONSES	
5- Strongly agree	13.71%	178
4- Agree	32.13%	417
3- Neither	26.73%	347
2- Disagree	16.49%	214
1- Strongly disagree	9.32%	121
0- Not applicable	1.62%	21
TOTAL		1,298

Long Term Planning Survey

Q8 The SCC Community Association would get the most value from the following outdoor improvemetPicnic/ Barbecue area

Answered: 1,298 Skipped: 0

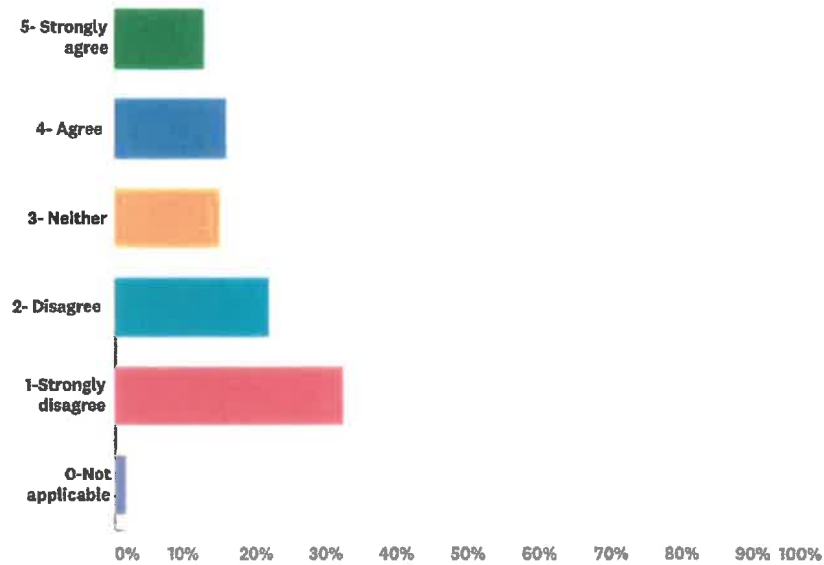


ANSWER CHOICES	RESPONSES	
5- Strongly agree	9.09%	118
4- Agree	26.96%	350
3- Neither	31.66%	411
2- Disagree	20.42%	265
1-Strongly disagree	10.09%	131
0-Not applicable	1.77%	23
TOTAL		1,298

Long Term Planning Survey

Q9 The SCC Community Association would get the most value from the following outdoor improvements. Separate pool for children/ grandchildren

Answered: 1,298 Skipped: 0

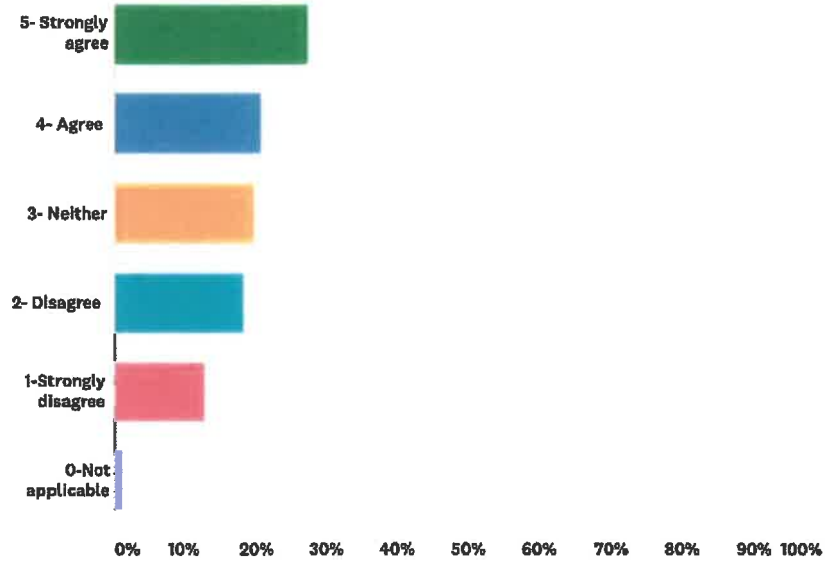


ANSWER CHOICES	RESPONSES	
5- Strongly agree	12.71%	165
4- Agree	15.95%	207
3- Neither	15.10%	196
2- Disagree	21.88%	284
1- Strongly disagree	32.59%	423
0- Not applicable	1.77%	23
TOTAL		1,298

Long Term Planning Survey

Q10 The SCC Community Association would get the most value from the following outdoor improvements. New Outdoor Pool

Answered: 1,298 Skipped: 0

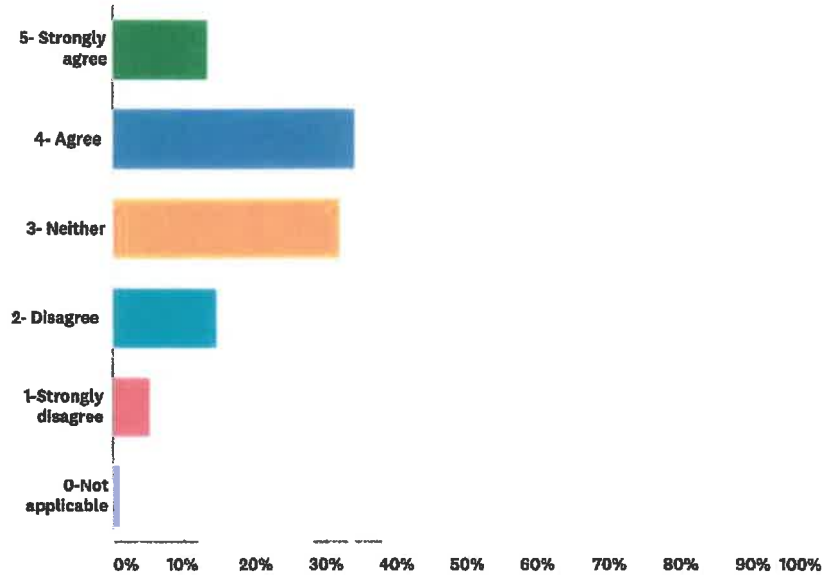


ANSWER CHOICES	RESPONSES	
5- Strongly agree	27.43%	356
4- Agree	20.65%	268
3- Neither	19.88%	258
2- Disagree	18.18%	236
1- Strongly disagree	12.79%	168
0- Not applicable	1.08%	14
TOTAL		1,298

Long Term Planning Survey

Q11 The SCC Community Association would get the most value from the following outdoor improvements. Improved Campus Lighting

Answered: 1,298 Skipped: 0

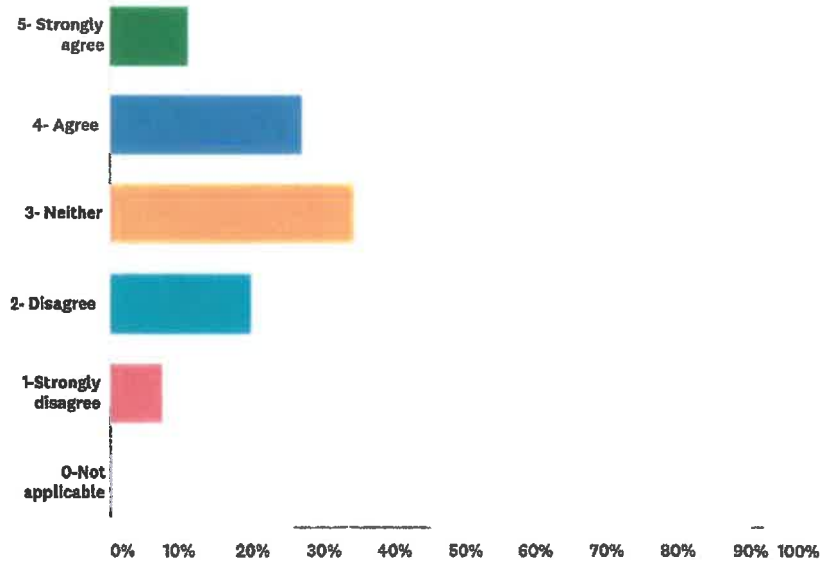


ANSWER CHOICES	RESPONSES	
5- Strongly agree	13.41%	174
4- Agree	34.05%	442
3- Neither	31.97%	415
2- Disagree	14.56%	189
1- Strongly disagree	5.16%	67
0- Not applicable	0.85%	11
TOTAL		1,298

Long Term Planning Survey

Q12 The SCC Community Association would get the most value from the following outdoor improvements. Improved Landscaping

Answered: 1,298 Skipped: 0

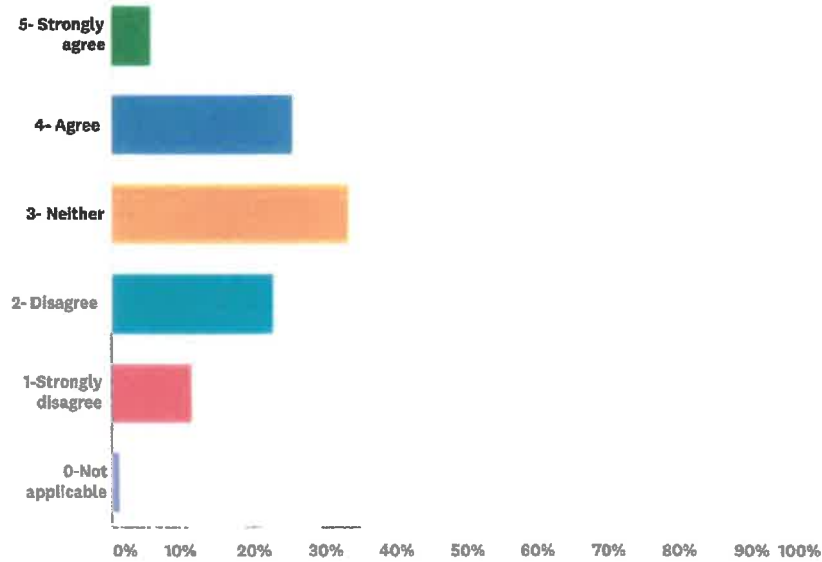


ANSWER CHOICES	RESPONSES	
5- Strongly agree	11.09%	144
4- Agree	26.89%	349
3- Neither	34.28%	445
2- Disagree	19.80%	257
1-Strongly disagree	7.55%	98
0-Not applicable	0.39%	5
TOTAL		1,298

Long Term Planning Survey

Q13 The SCC Community Association would get the most value from the following outdoor improvements. Enhanced outdoor Band Stand with dance floor

Answered: 1,298 Skipped: 0

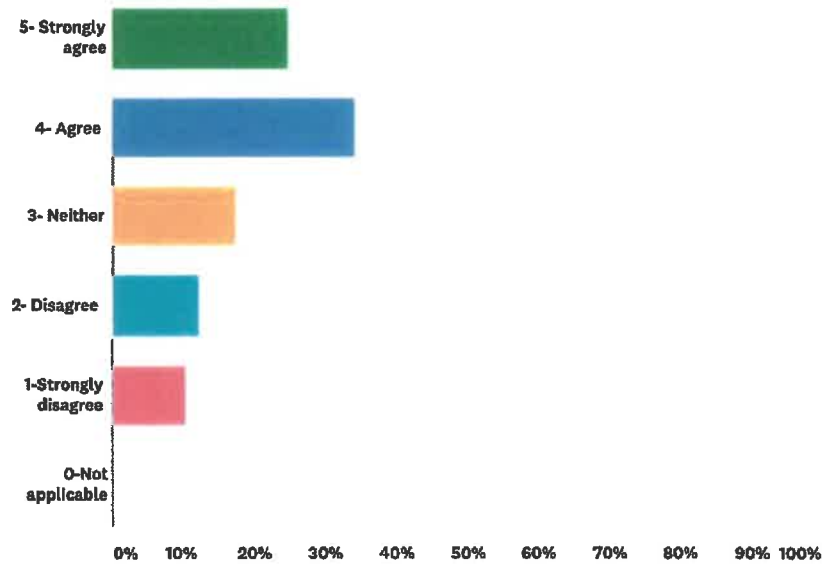


ANSWER CHOICES	RESPONSES	
5- Strongly agree	5.62%	73
4- Agree	25.42%	330
3- Neither	33.51%	435
2- Disagree	22.88%	297
1- Strongly disagree	11.48%	149
0- Not applicable	1.08%	14
TOTAL		1,298

Long Term Planning Survey

Q14 The SCC Community Association would get the most value from the following Indoor improvements. A new Multi-Purpose Building to replace obsolete structures

Answered: 1,298 Skipped: 0

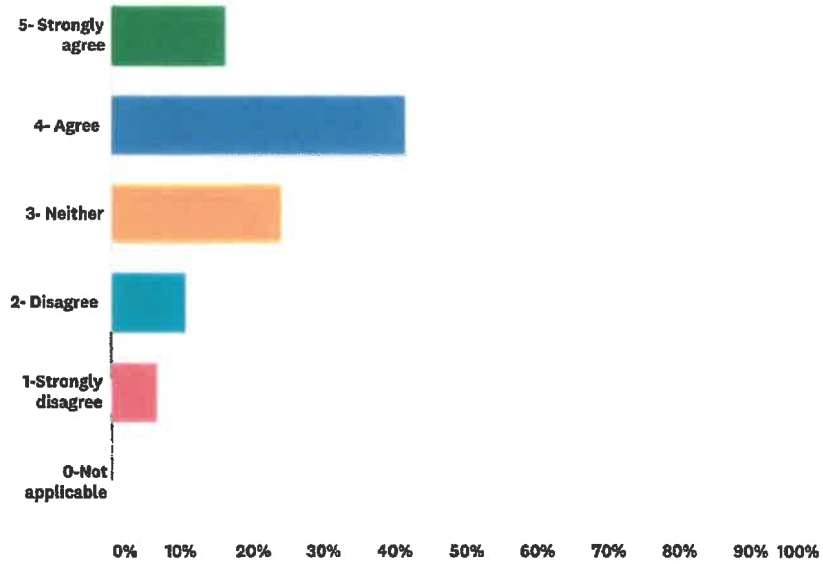


ANSWER CHOICES	RESPONSES	
5- Strongly agree	24.96%	324
4- Agree	34.36%	446
3- Neither	17.57%	228
2- Disagree	12.33%	160
1- Strongly disagree	10.55%	137
0- Not applicable	0.23%	3
TOTAL		1,298

Long Term Planning Survey

Q15 The SCC Community Association would get the most value from the following Indoor improvements. Additional open and accessible Social Gathering Space (i.e. with tables and comfortable seating)

Answered: 1,298 Skipped: 0

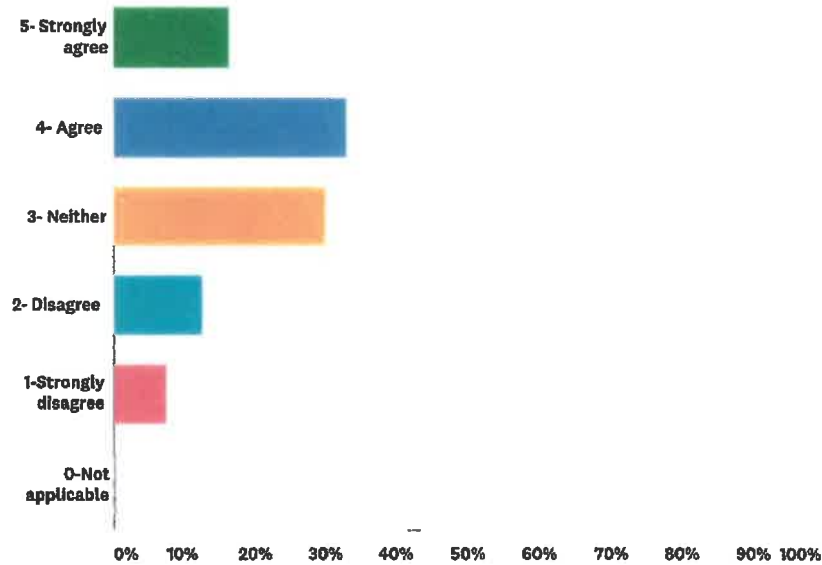


ANSWER CHOICES	RESPONSES	
5- Strongly agree	16.33%	212
4- Agree	41.60%	540
3- Neither	24.27%	315
2- Disagree	10.71%	139
1- Strongly disagree	6.78%	88
0- Not applicable	0.31%	4
TOTAL		1,298

Long Term Planning Survey

Q16 The SCC Community Association would get the most value from the following Indoor improvements. Additional Catering Kitchen (i.e. additional Florida room)

Answered: 1,298 Skipped: 0

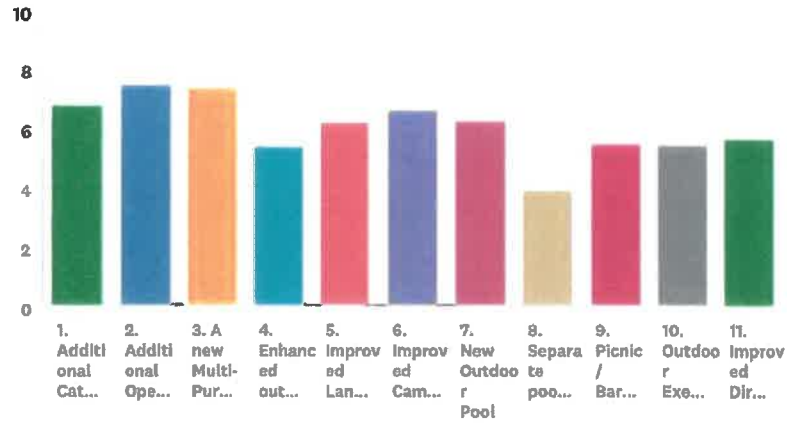


ANSWER CHOICES	RESPONSES	
5- Strongly agree	16.41%	213
4- Agree	33.13%	430
3- Neither	30.05%	390
2- Disagree	12.56%	163
1- Strongly disagree	7.47%	97
0- Not applicable	0.39%	5
TOTAL		1,298

Long Term Planning Survey

Q17 Please Rank top improvement Priorities from above with 1 being most desirable and 11 being least desirable.

Answered: 1,298 Skipped: 0



	1	2	3	4	5	6	7	8	9	10	11	TOTAL	Count
1. Additional Catering Kitchen (i.e. another Florida room).	11.25% 146	11.48% 149	11.56% 150	8.78% 114	10.79% 140	10.17% 132	9.01% 117	9.24% 120	7.16% 93	5.70% 74	4.85% 63	1,298	
2. Additional Open and Accessible Social gathering Space (e.e. with tables and comfortable seating).	7.70% 100	16.41% 213	16.56% 215	13.41% 174	12.79% 166	8.55% 111	10.09% 131	5.86% 76	5.01% 65	2.62% 34	1.00% 13	1,298	
3. A new Multi-Purpose Building to replace obsolete structures	20.88% 271	14.48% 188	12.33% 160	8.17% 106	6.86% 89	6.39% 83	6.01% 78	5.55% 72	6.93% 90	5.86% 76	6.55% 85	1,298	
4. Enhanced outdoor Band Stand with Dance Floor	2.93% 38	4.24% 55	7.70% 100	11.48% 149	9.55% 124	11.02% 143	12.17% 158	12.25% 159	10.17% 132	9.40% 122	9.09% 118	1,298	
5. Improved Landscaping	5.32% 69	7.16% 93	9.48% 123	11.94% 155	12.87% 167	11.02% 143	11.56% 150	10.48% 136	9.24% 120	7.40% 96	3.54% 46	1,298	
6. Improved Campus Lighting	7.63% 99	10.71% 139	9.78% 127	10.48% 136	11.63% 151	14.02% 182	10.63% 138	9.71% 126	7.40% 96	6.39% 83	1.62% 21	1,298	
7. New Outdoor Pool	21.19% 275	8.01% 104	6.47% 84	6.09% 79	4.78% 62	4.93% 64	8.09% 105	7.63% 99	9.63% 125	14.79% 192	8.40% 109	1,298	
8. Separate pool for children/grandchildren	5.24% 68	7.70% 100	4.16% 54	3.08% 40	3.24% 42	3.78% 49	4.70% 61	8.86% 115	8.40% 109	13.17% 171	37.67% 489	1,298	