



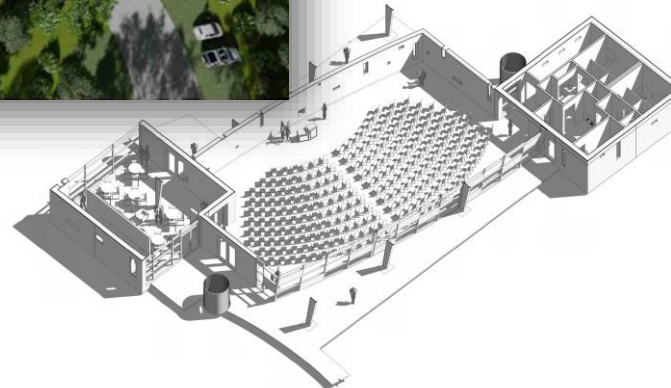
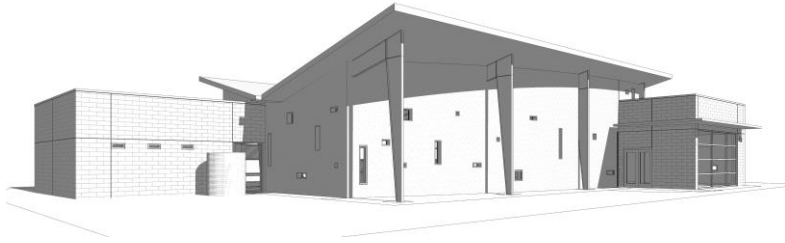
# MASTER PLANNING + COMMUNITY DESIGN FOR SUN CITY CENTER

# FOCUSED MASTER PLANNING

Analyze the Context, Discover the Identity, Maximize the Value and Create the Destination. OutsideIn establishes Master Planning to provide:

- Functionality
- Sustainability
- Expandability



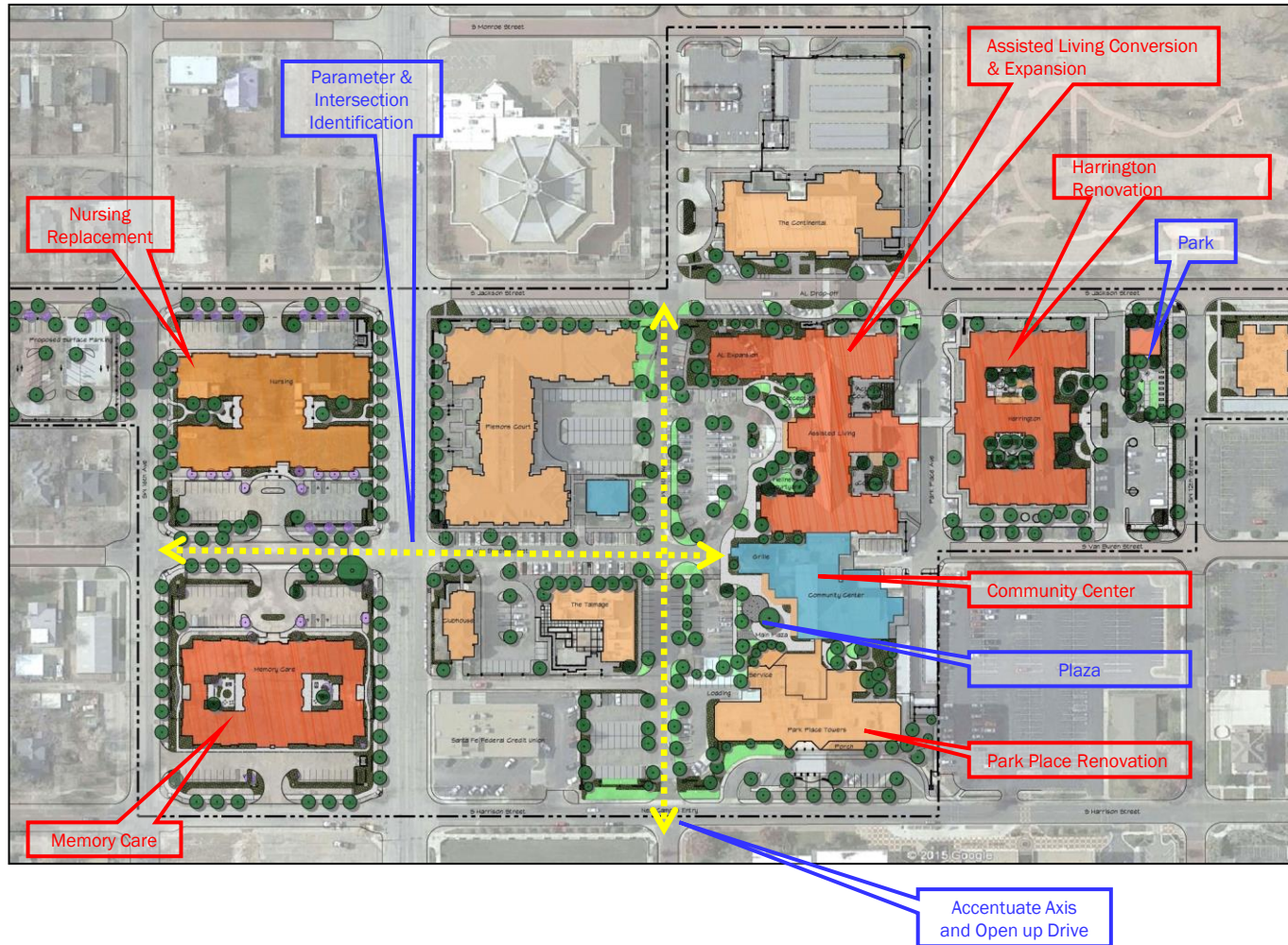


# CONCEPT THROUGH FRUITION

- Analysis
- Concept
- Planning
- Design
- Implementation and Monitoring

# Step 1: Analysis

- Observe Uses
- Note Context
- Establish Environment
- Gather Opinions
- Find Consensus
- Summarize Findings



# Step 2: Concept

- Organize Ideas
- Establish the Main Idea (Theme)
- Provide Options

**EXTERIOR EXHIBIT: IMAGES OF PUERTO RICO**  
Doors of Old San Juan:  
Full Size Door and Opening Replicas

**HERBS & VEGETABLES**  
Bee Ginger  
Beans  
Corn  
Peppers  
Tamarind  
Yams  
Coffee  
Cacao

**GRANITE GRAVEL PATHWAYS**  
Use Concrete On Outer Paths  
for Accessibility With Wheelchairs

**TALL AND SHORT GRASSES**  
For Open Space Ventilation

**FLOWERING TREES AND SHRUBS**  
Flamboyant Tree  
Jacaranda  
Queen Palm  
Windmill Palm  
Red Sea Grape

**FLOWERING TREES AND SHRUBS**  
Weeping bottle Brush  
Windmill Palm  
Maga Flower

Plantains  
Jack fruit  
Barbados Cherry (acerola)  
Grapefruit  
Fig  
Coconut Palm  
Lime  
Guava  
Cassava  
Lemon  
Passion Fruit  
Yautia  
Avocados  
Rose Apple  
Sugar Cane  
Starfruit  
Breadfruit

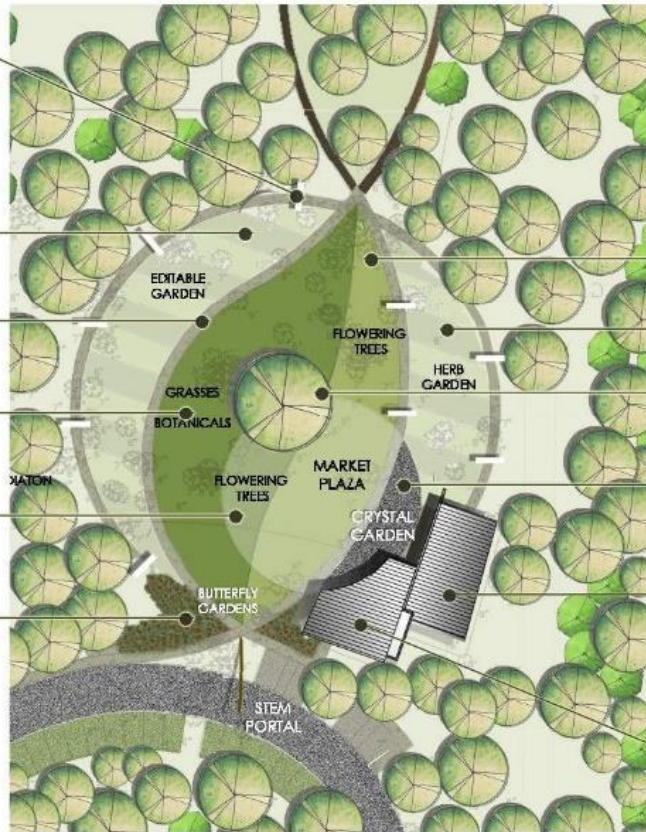
**FOOD CROPS IN ROWS (TYPICAL)**  
Assorted Food Crops from Lists Above


**KAPOK ORNIMENTAL TREE**  
Flowering Tree Native to PR

**ROCK GARDEN**  
Various Aggregates with Herbs and Water Features

**DEMONSTRATION KITCHEN**  
Cuisine Local to PR (African & Spanish Mix)

**EXHIBIT: IMAGES OF PUERTO RICO**  
Doors of Old San Juan (Spanish Occupation)  
Rain Forest of El Yunque (East)  
Caves of Port Atlantico (North)  
Bioluminescent Bay of Vieques (East)  
Surfing at Port del Sol (West)  
Taino Statue and Gardens of Port Caribe (South)  
Hills and Coffee of Port Cordillera (West)  
Water Falls of Barranquitas (Central)

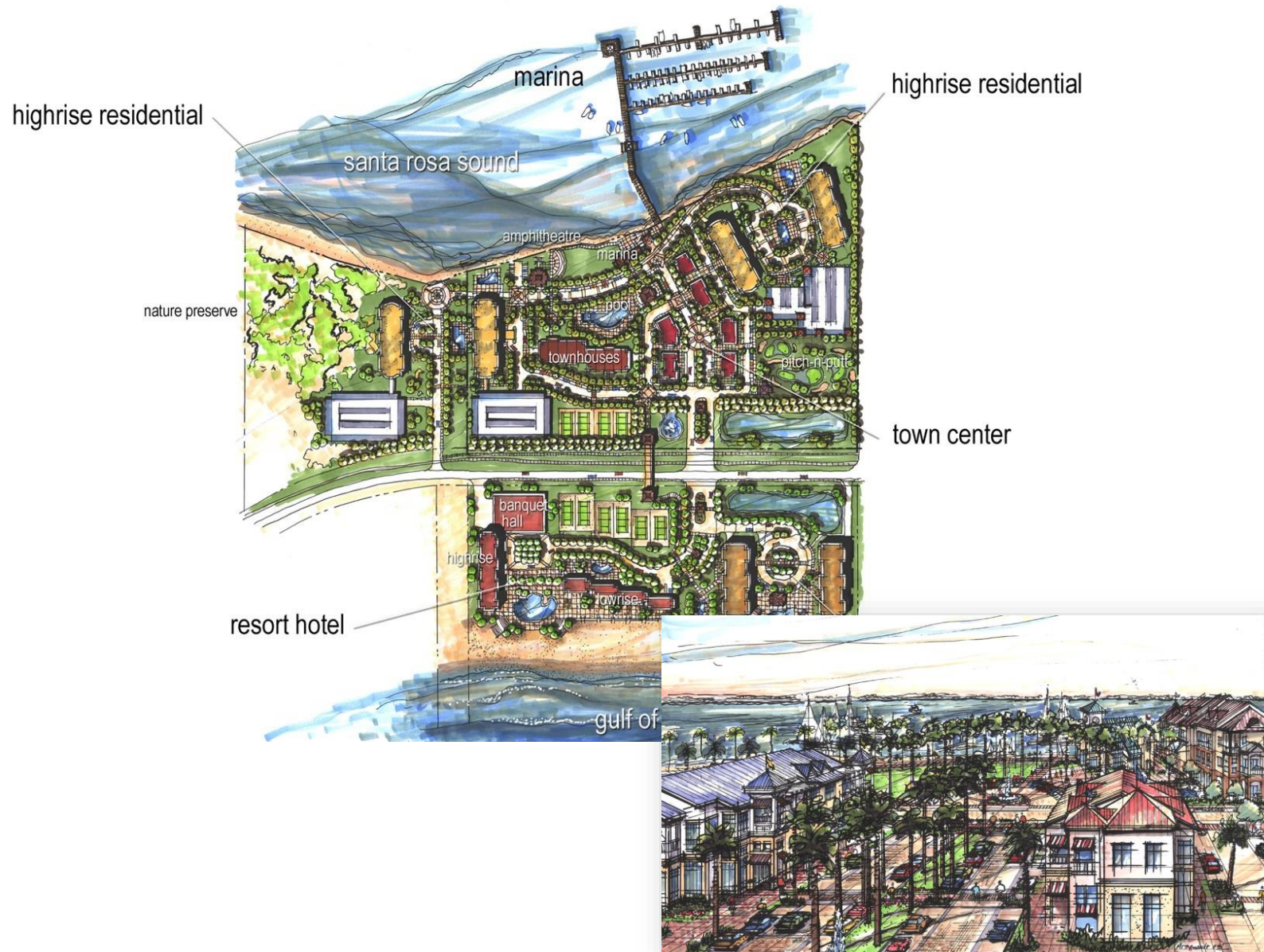




## Step 3: Planning

- Provide Hierarchy
- Maximize the Value
- Solve two issues with one Goal

## Step 4: Design





## Step 5: Implementation and Monitoring

- Test Feasibility
- Apply Phasing
- Monitor the Work
- Validate the Results

# What's Ahead:

## Concept Development

Now that we have completed the Analysis, gathered feedback and observed the uses of the site and community, we are ready to verify the WHY and move to a CONCEPT!

Join us on January 19<sup>th</sup> for a workshop as we build consensus on the vision for SUN CITY CENTER.



THINK.

CREATE.

SOLVE.

niooutsidein

architecture LLC

interior design

planning

lead consulting